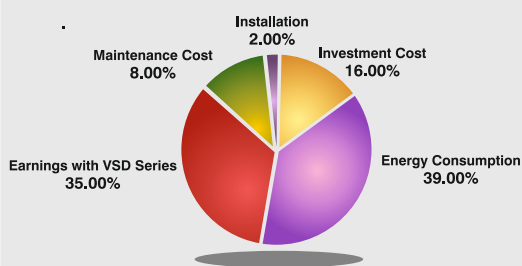


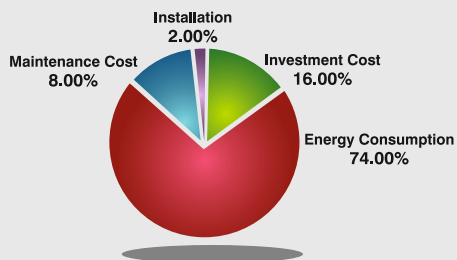
Vortex Air Compressors

VSD Series 5.5 kW- 315 kW

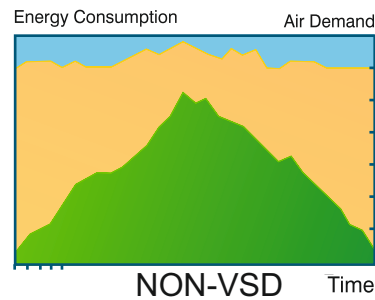
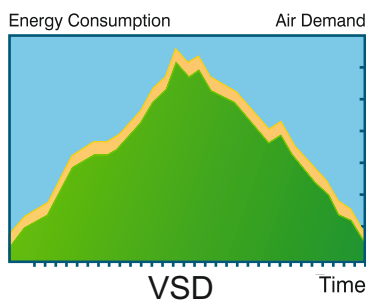
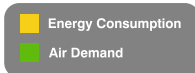
Air capacity from 0.84 m³/min to 50.80 m³/min



VSD



NON-VSD



- ▶ Energy Save up to 25-35%
- ▶ No Compression higher than necessary
- ▶ No idle running phases
- ▶ Soft start eliminates peak start up current
- ▶ No air relied when compression is at max. pressure no loss of energy
- ▶ Lower maintenance costs and longer service life

For the Ultimate
Performance

Invertor Technology
meets with Experience

High
Reliability

VORTEX VSD Compressor Series

Variable Speed Drive Rotary Screw Air Compressors

VORTEX

COMPRESSOR

Industrial Invertor Drive Screw Air Compressors

Technical Specifications VSD 5.5 - 315

SYSTEM
assistance
«COMPRESSORS»



Model	Maximum Working Pressure bar	Capacity FAD*						Motor Power		Dimensions W x L x H mm	Weight kg	Noise dB(A)**
		m³/min		cfm		l/sec		kw	HP			
		max	min	max	min	max	min					
VSD 5,5	7,5	0,84	0,33	29,71	11	14,00	5,55	5,5	7,5	650 x 900 x 1155	220	68
	10	0,68	0,33	24,05	11	11,33	5,55					
	13	0,56	0,33	19,81	11	9,33	5,55					
VSD 7,5	7,5	1,15	0,60	40,67	21	19,17	10,00	7,5	10	650 x 900 x 1155	240	68
	10	0,90	0,60	31,83	21	15,00	10,00					
	13	0,69	0,60	24,40	21	11,50	10,00					
VSD 11	7,5	1,74	0,80	61,54	28	29,00	13,33	11	15	820 x 920 x 1225	300	70
	10	1,41	0,80	49,87	28	23,50	13,33					
	13	1,12	0,80	39,61	28	18,67	13,33					
VSD 15	7,5	2,44	1,10	86,29	38	40,67	18,33	15	20	820 x 920 x 1225	320	71
	10	1,99	1,10	70,38	38	33,17	18,33					
	13	1,58	1,10	55,88	38	26,33	18,33					
VSD 18,5	7,5	3,09	1,20	109	42	51,50	20,00	18,5	25	930 x 1100 x 1380	470	71
	10	2,52	1,10	89	39	42,00	18,33					
	13	2,10	1,10	74	39	35,00	18,33					
VSD 22	7,5	3,60	1,20	127	42	60,00	20,00	22	30	930 x 1100 x 1380	530	72
	10	3,00	1,20	106	42	50,00	20,00					
	13	2,55	1,20	90	42	42,50	20,00					
VSD 30	7,5	5,20	1,22	184	43	86,67	20,33	30	40	1230 x 1050 x 1550	620	72
	10	4,25	1,21	150	42	70,83	20,17					
	13	3,60	1,21	127	42	60,00	20,17					
VSD 37	7,5	6,20	1,30	219	46	103,33	21,67	37	50	1230 x 1050 x 1550	667	72
	10	5,30	1,29	188	45	88,33	21,50					
	13	4,56	1,28	161	45	76,00	21,33					
VSD 45	7,5	7,25	1,60	257	56	120,83	26,67	45	60	1400 x 1200 x 1590	925	74
	10	6,20	1,40	219	49	103,33	23,33					
	13	5,20	1,30	184	45	86,67	21,67					
VSD 55	7,5	9,50	2,30	336	81	158,33	38,33	55	75	1500 x 1300 x 1700	1010	74
	10	7,90	2,20	280	77	131,67	36,67					
	13	6,60	2,00	234	70	110,00	33,33					
VSD 75	7,5	12,20	2,60	432	91	203,33	43,33	75	100	1700 x 1800 x 1945	1400	79
	10	10,10	2,60	358	91	168,33	43,33					
	13	8,50	2,60	301	91	141,67	43,33					
VSD 90	7,5	15,50	3,00	549	105	258,33	50,00	90	125	1700 x 1800 x 1840	1750	82
	10	13,00	3,00	460	105	216,67	50,00					
	13	11,30	3,00	400	105	188,33	50,00					
VSD 110	7,5	17,70	4,30	625	151	295,00	71,67	110	150	1700 x 1800 x 1840	2040	84
	10	15,50	4,30	548	151	258,33	71,67					
	13	13,50	4,30	478	151	225,00	71,67					
VSD 132	7,5	24,00	5,00	848	176	400,00	83,33	132	180	1800 x 2750 x 1940	2240	84
	10	20,60	5,00	728	176	343,33	83,33					
	13	17,00	5,00	601	176	283,33	83,33					
VSD 160	7,5	28,50	5,00	1007	176	475,00	83,33	160	220	2000 x 2500 x 1940	2550	86
	10	24,00	5,00	848	176	400,00	83,33					
	13	20,00	5,00	707	176	333,33	83,33					
VSD 200	7,5	36,00	7,00	1272	247	600,00	116,67	200	270	2750 x 1800 x 1980	3340	88
	10	28,80	7,00	1017	247	480,00	116,67					
	13	23,80	7,00	841	247	396,67	116,67					
VSD 250	7,5	42,50	7,30	1501	257	708,33	121,67	250	340	4000 x 2000 x 2000	4680	88
	10	36,00	7,30	1272	257	600,00	121,67					
	13	—	—	—	—	—	—					
VSD 315	7,5	50,80	8,00	1794	282	846,67	133,33	315	430	4000 x 2000 x 2000	4840	—
	10	42,60	7,50	1505	264	710,00	125,00					
	13	—	—	—	—	—	—					

Options

- SS** Silent
- I3** IE3 Motor
- DC** Direct Coupled
- HT** High Temperature



* Unit performance measured according to ISO 1217, Ed.3, Annex C-1996
 **Noise level measured according to Pneurop/Cagi PN8NTC2.2 test code; tolerance 3 dB(A)
 Reference conditions: Absolute inlet pressure 1 bar (14.5 psi), intake air temperature 20°C (68°F).
 60 Hz version is available in this model range.

Direct Connection to Nexus
Compressor Management System